


















# Where Should Colorado Spend Their Money

1. Where Should Colorado Spend It's Money?				
	More	Same	Less	Response Count
Transportation	<b>73.5% (36)</b>	24.5% (12)	2.0% (1)	49
Higher Education	<b>44.9% (22)</b>	<b>44.9% (22)</b>	10.2% (5)	49
K-12	35.4% (17)	<b>47.9% (23)</b>	16.7% (8)	48
Human Services	8.7% (4)	<b>58.7% (27)</b>	32.6% (15)	46
Incentives for Job Creation	38.3% (18)	<b>44.7% (21)</b>	17.0% (8)	47
Corrections	4.3% (2)	<b>55.3% (26)</b>	40.4% (19)	47
Health Care	21.3% (10)	<b>55.3% (26)</b>	23.4% (11)	47
Renewable Energy	18.8% (9)	29.2% (14)	<b>52.1% (25)</b>	48
Workforce Development	23.4% (11)	<b>55.3% (26)</b>	21.3% (10)	47
Agriculture	31.3% (15)	<b>56.3% (27)</b>	12.5% (6)	48
Tourism	12.5% (6)	<b>56.3% (27)</b>	31.3% (15)	48
Economic Development	41.3% (19)	<b>43.5% (20)</b>	15.2% (7)	46
Homeland Security	10.6% (5)	<b>57.4% (27)</b>	31.9% (15)	47
			Other (please specify)	3
			<b>answered question</b>	<b>50</b>
			<b>skipped question</b>	<b>0</b>

**2. In order to have more money for a program you support would you be willing to pay more in taxes, fees, etc.**

		Response Percent	Response Count
Yes		46.0%	23
No		26.0%	13
Maybe		28.0%	14
Comment / Observation			12
<b><i>answered question</i></b>			<b>50</b>
<b><i>skipped question</i></b>			<b>0</b>

3. What County Do You Live In?			
		Response Percent	Response Count
Adams		2.0%	1
Arapahoe		10.0%	5
Cheyenne		0.0%	0
Douglas		8.0%	4
Elbert		0.0%	0
Kit Carson		2.0%	1
Larimer		4.0%	2
Lincoln		10.0%	5
Logan		6.0%	3
<b>Morgan</b>		<b>20.0%</b>	<b>10</b>
Phillips		2.0%	1
Sedgwick		6.0%	3
Washington		4.0%	2
Weld		12.0%	6
Yuma		8.0%	4
Add your county below		6.0%	3
		<b>answered question</b>	<b>50</b>
		<b>skipped question</b>	<b>0</b>