




# Colorado State Budget















1. Do you believe there is a budget crisis?				
			Response Percent	Response Count
Yes			92.6%	176
No			2.6%	5
Not Sure			4.7%	9
			<b>answered question</b>	<b>190</b>
			<b>skipped question</b>	<b>0</b>




2. Please rank the following major parts of the state budget in order of your preference for funding. One (1) is the highest priority								
	1	2	3	4	5	6	Response Count	
Transportation	<b>22.8%</b> <b>(42)</b>	12.5% (23)	15.2% (28)	10.9% (20)	22.3% (41)	16.3% (30)	184	
Corrections	3.9% (7)	12.7% (23)	12.2% (22)	13.3% (24)	21.0% (38)	<b>37.0%</b> <b>(67)</b>	181	
K-12	<b>37.4%</b> <b>(68)</b>	26.9% (49)	15.4% (28)	12.1% (22)	4.4% (8)	3.8% (7)	182	
Higher Ed	12.1% (22)	20.9% (38)	19.8% (36)	<b>22.0%</b> <b>(40)</b>	14.8% (27)	10.4% (19)	182	
Human Services	6.0% (11)	14.3% (26)	20.3% (37)	<b>24.2%</b> <b>(44)</b>	22.5% (41)	12.6% (23)	182	
Health Care	17.4% (32)	14.7% (27)	17.4% (32)	<b>18.5%</b> <b>(34)</b>	14.1% (26)	17.9% (33)	184	
							<b>answered question</b>	<b>190</b>
							<b>skipped question</b>	<b>0</b>




**3. Please rank these other state services in order of their importance to you. One (1) being the most important.**






	1	2	3	4	5	6	Response Count
Economic Development	<b>34.4%</b> <b>(64)</b>	18.8% (35)	25.8% (48)	9.1% (17)	7.0% (13)	4.8% (9)	186
Agriculture	<b>32.1%</b> <b>(59)</b>	26.6% (49)	17.4% (32)	15.2% (28)	7.6% (14)	1.1% (2)	184
Energy	12.1% (22)	<b>29.7%</b> <b>(54)</b>	23.6% (43)	20.3% (37)	9.9% (18)	4.4% (8)	182
Workforce Development	10.6% (19)	14.4% (26)	19.4% (35)	<b>31.1%</b> <b>(56)</b>	21.7% (39)	2.8% (5)	180
Homeland Security	13.0% (24)	10.3% (19)	9.7% (18)	18.9% (35)	<b>32.4%</b> <b>(60)</b>	15.7% (29)	185
Citizen Advocacy	0.0% (0)	2.2% (4)	5.4% (10)	5.4% (10)	19.0% (35)	<b>67.9%</b> <b>(125)</b>	184
	<b><i>answered question</i></b>						<b>190</b>
	<b><i>skipped question</i></b>						<b>0</b>








**4. Please select all the options you would be willing to consider in order to balance the state budget.**


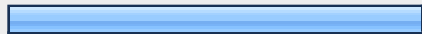
		<b>Response Percent</b>	<b>Response Count</b>
<b>Hiring Freeze</b>		<b>76.3%</b>	<b>145</b>
Cut Current Staffing		54.7%	104
Remove tax breaks and incentives		34.7%	66
Increase User Fees		33.7%	64
Increase Income Taxes		17.4%	33
Increase Sales Tax		28.9%	55
Increase residential property tax by eliminating Gallagher Amendment?		26.3%	50
Close outlying offices and consolidate in Denver		14.2%	27
Close entire state agencies		22.6%	43
Take Money From Funds built by some agencies with User Fees		21.1%	40
Extend Ref C		32.1%	61
Change sentencing laws to reduce prison population		23.7%	45
Sell State Buildings & Lease Back		27.4%	52
Close State Parks		11.1%	21
	Other (please specify)		42
	<b><i>answered question</i></b>		<b>190</b>
	<b><i>skipped question</i></b>		<b>0</b>









5. If they eliminated tax credits and incentives for business would it make a difference to you/your business?			
		Response Percent	Response Count
Yes		39.5%	75
No		30.0%	57
Don't Have a Business		30.5%	58
		<i>answered question</i>	<b>190</b>
		<i>skipped question</i>	<b>0</b>

6. If they eliminated tax credits and incentives for business do you think it would hurt business in your county?			
		Response Percent	Response Count
Yes		67.4%	128
No		14.2%	27
Not Sure		18.4%	35
		<i>answered question</i>	<b>190</b>
		<i>skipped question</i>	<b>0</b>

7. When do you see the state's economy recovering?			
		Response Percent	Response Count
2010		6.8%	13
2011		25.8%	49
<b>2012</b>		<b>31.6%</b>	<b>60</b>
2013		16.3%	31
2014		19.5%	37
		Other (please specify)	21
		<b><i>answered question</i></b>	<b>190</b>
		<b><i>skipped question</i></b>	<b>0</b>

8. Select the answer below that you believe would most help stimulate our economy.			
		Response Percent	Response Count
Do nothing, just part of normal cycles		5.8%	11
<b>Make sure policies/regulations do not get in the way of creating jobs.</b>		<b>35.3%</b>	<b>67</b>
Add additional incentives/tax breaks for business to create jobs		26.3%	50
Lower the state income tax		7.4%	14
Lower the state sales tax		2.1%	4
Invest in infrastructure		15.8%	30
Other (please specify)		7.4%	14
		<b><i>answered question</i></b>	<b>190</b>
		<b><i>skipped question</i></b>	<b>0</b>

9. Are you a Progressive 15 member?			
		Response Percent	Response Count
Yes		36.3%	69
No		63.7%	121
		<i>answered question</i>	<b>190</b>
		<i>skipped question</i>	<b>0</b>

10. Chose which one most closely identifies you or your affiliation.			
		Response Percent	Response Count
Government Agency / Elected Official		28.9%	55
Business Owner / employee		22.6%	43
Non Profit Agency		8.9%	17
Health Care		6.3%	12
Education		13.2%	25
Agriculture		6.3%	12
Energy		5.3%	10
Other (please specify)		8.4%	16
		<i>answered question</i>	<b>190</b>
		<i>skipped question</i>	<b>0</b>

11. What county do you live in?		
		Response Count
		190
		<i>answered question</i>
		<b>190</b>
		<i>skipped question</i>
		<b>0</b>